

Research in Anesthesiology

The following list includes the Duke Anesthesiology faculty who have worked with students for their third-year research in the past ten years. Additionally, please see page six for a list of departmental faculty who have already been approved to work with students for third-year research projects.

[Dr. Ashraf Habib](#)

[Habib CV.pdf](#)

Dr. Habib's research interests include enhanced recovery after surgery including cesarean delivery, optimizing labor analgesia and postoperative outcomes, such as postoperative pain and postoperative nausea and vomiting, persistent pain after surgery and optimizing hemodynamic management of women undergoing cesarean delivery.



Contact: ashraf.habib@duke.edu

Previous students:

2023-2024: Hannah Zang and Allie Bickett

2022-2023: Andrew Padilla and Romel Holmes

2021-2022: Nicole Zanolli

2020-2021: Camille Mims

2018-2019: Emily Barney and Sydney Reed

2017-2018: Brock Gamez and Remi Ojo

2014-2015: Seyi Adesope

[Dr. Ian Welsby](#)

[Welsby CV.pdf](#)

As a practicing cardiothoracic anesthesiologist, Dr. Welsby's research interests focus on perioperative transfusion and hematology concerns. He also has a longstanding interest in the rejuvenation of red blood cells (RBC) to normalize oxygen delivery capacity of transfused RBCs. Such a development will be of tremendous importance to transfusion practice, particularly for highly transfused populations and with current threats to blood banking inventory.



Contact: ian.welsby@duke.edu

Previous students:

2023-2024: Thomas Wise


2018-2019: Brooke Evans

2017-2018: Andrea Ansari and Reed Kamyszek

2016-2017: Amundan Jay Srinivasan

[Dr. Paul Wischmeyer](#)

As a critical care, perioperative and nutrition physician-researcher, Dr. Wischmeyer's research interests focus on enhancing preparation and recovery from surgery, critical care and COVID-19. These topics include surgical and ICU nutrition and exercise rehabilitation; role of parenteral, enteral and oral nutrition to improve patient outcomes; perioperative optimization; post-illness muscle mass and functional recovery; and probiotics/microbiome. His research interests have recently been focused on COVID-19 research into COVID-19 metabolism, role of probiotics in COVID19 prevention and treatment, and exercise and nutrition programs to recover from COVID-19 and Long COVID-19.




Contact: paul.wischmeyer@duke.edu

Previous students: 2023-2024: Trevor Sytsma

Dr. Miles Berger

[Berger CV.docx](#)

Dr. Berger's research team focuses on three areas. First, they are interested in the mechanisms of postoperative neurocognitive disorders, such as delirium, and the relationship between these disorders and Alzheimer's Disease and Related Dementias (ADRD). Second, they are interested in the idea that altered anesthetic-induced brain EEG waveforms can serve as indicators of specific types of preclinical/prodromal neurodegenerative disease pathology, specific cognitive domain deficits and postoperative delirium risk. Lastly, they are interested in how the APOE4 allele damages brain circuitry throughout the adult lifespan and how this contributes to increased risk of late onset Alzheimer's disease as well as worse outcomes following other acute brain disorders, such as stroke and traumatic brain injury.



Contact: miles.berger@duke.edu

Previous students:

2022-2023: David Ryu and David Sykes

2021-2022: Megan Wong, Jake Thomas, Daniel Villalobos

2020-2021: Rosa Yang

2019-2020: Keith VanDusen, John Park

2018-2019: Thoman Bunning, Deborah Oyeyemi

Dr. Peter Yi

[Yi CV.docx](#)

Dr. Yi's research is focused on examining postoperative pain outcomes within certain patient populations. Currently, he is examining radiofrequency ablation procedures targeting nerves innervating large joints. In particular, he's studying patient outcomes after ablation of the genicular nerves of the knee joint and evaluating pain, functional outcomes and overall impression of



improvement. He also plans to look at similar measures from patients who have undergone this procedure at the hip and shoulder joints.

Contact: peter.yi@duke.edu

Previous students: 2022-2023: Alejandro Carruyo

Dr. Vijay Krishnamoorthy

[Krishnamoorthy CV.docx](#)

Dr. Krishnamoorthy's research interests focus on critical care in traumatic brain injury and population health/informatics in perioperative and critical care medicine. For further information on perioperative medicine, critical care, and neuroscience (neurocritical care and traumatic brain injury in particular), please visit the [Critical Care and Perioperative Population Health Research \(CAPER\) Program](#) website.



Contact: vijay.krishnamoorthy@duke.edu

Previous students:

2022-2023: Sunny Yang Liu


2020-2021: Camilo Toro

2021-2023: Ronald Harris

Dr. Michael "Luke" James

[James CV.Apr2023.docx](#)

With a clinical background in neuroanesthesia and neurointensive care, Dr. James has a special interest in translational research in intracerebral hemorrhage and traumatic brain injuries. He has developed a murine model of intracerebral hemorrhage in the Multidisciplinary Neuroprotection Laboratories at Duke. Optimization of the model resulted in his pursuit of translatable mechanisms of modifying neuroinflammation after intracerebral hemorrhage to



improve long-term functional recovery. In addition, he has used the model to evaluate the potential of several novel therapeutics for translation into human clinical trials.

Contact: michael.james@duke.edu

Previous students:

2020-2022: Jay Lusk

2020-2021: Camilo Toro


2011-2023: Odear Umeano

2008-2009: Kwame Johnson

[Dr. Richard Moon](#)

[Moon CV.pdf](#)

Dr. Moon's research interests include the study of cardiorespiratory function in humans during challenging clinical settings including the perioperative period and exposure to environmental conditions, such as diving and high altitude. His studies have included gas exchange during diving, the pathophysiology of high altitude and immersion pulmonary edema, the effect of anesthesia and postoperative analgesia on pulmonary function, and monitoring of tissue oxygenation. Ongoing human studies include the effect of respiratory muscle training on chemosensitivity and blood gases during stressful breathing: underwater exercise.



Contact: richard.moon@duke.edu

Previous students:

2023-2024: Taylor Yoder and Kreager Taber

2022-2023: Nick Barlett

2019-2021: Tim Beck


2017-2019: Tiffany Dong

2015-2016: Sophia Dunworth

Dr. Ru-Rong Ji

[Ji CV.pdf](#)

The long-term goal of Dr. Ji's lab is to identify molecular and cellular mechanisms that underlie the induction and resolution of pathological pain and develop novel pain therapeutics that can target these mechanisms with a specific focus on neuroimmune interactions. Some of his scientific questions include: (1) How does inflammation induce and resolve pain via immune cell interaction with primary sensory neurons? (2) How does neuroinflammation drive chronic pain via activation of glial cells in the CNS (microglia and astrocytes) and PNS (satellite glial cells) and regulation of sensory neuron plasticity (peripheral sensitization) and spinal cord synaptic plasticity (central sensitization)?



Contact: ru-rong.ji@duke.edu

Previous students:

2013-2018: Alex Chamesian (MSTP)

The following list includes Duke Anesthesiology faculty who have already been approved to work with students for third-year research projects:

Dr. Terrence Allen

Contact: terrence.allen@duke.edu

Dr. Allen is interested in preterm delivery and delivery before 37 weeks of pregnancy, given scope of the clinical problem of preterm premature rupture of membranes (PPROM), rupture of fetal membranes before 37 weeks as a leading cause of preterm delivery. Additionally, he is investigating underlying mechanisms involved in PPRM in order to develop effective therapeutic strategies.



[Dr. Michael Devinney](#)

Contact: michael.devinney@duke.edu

Dr. Devinney's research uses translational neuroscience approaches, such as cerebrospinal fluid molecular assays, sleep EEG, cognitive testing, and delirium assessment to identify mechanisms of delirium. His current work aims to discover potential mechanisms of delirium that could be targeted in future studies. He is also interested in strategies that potentially protect the blood-brain barrier following surgery. Finally, he is working to extend these investigations to ICU patients, who are often more severely affected by delirium and more frequently develop long-term sequelae such as post-ICU long-term cognitive impairment.



[Dr. Heath Gasier](#)

Contact: heath.gasier@duke.edu


Dr. Gasier's research has focused on understanding how oxidant stress impacts cellular and systems physiology. He specifically is studying how sarcopenia and gender influence these responses. He is also involved (as a co-investigator) in research testing the efficacy of a home-based, high intensity interval training program in COVID-19 critical illness and early parenteral nutrition in abdominal trauma victims.



[Dr. Sven Jordt](#)

Contact: sven.jordt@duke.edu

Dr. Jordt's research focuses on the mechanisms that enable humans and animals to sense touch, pain and irritation. These fundamental sensations originate in peripheral sensory neurons which contain signaling




pathways that translate environmental physical and chemical stimuli into neural activity. His aims are to identify the molecular components of these pathways and to understand how sensory neurons become activated and sensitized during injury, inflammation and chronic painful conditions.

Dr. Madan Kwatra

Contact: madan.kwatra@duke.edu

Dr. Kwatra's research interests focus on understanding the molecular basis of glioblastoma and inflammatory skin diseases, including atopic dermatitis and prurigo nodularis. Within this line of inquiry, the emphasis is on understanding how these diseases alter the function of G protein-coupled receptors.



Dr. Katherine Martucci

Contact: katherine.martucci@duke.edu

Dr. Martucci is a neuroscientist who specializes in human clinical research of chronic pain, reward and motivation behaviors, sensory and acute pain perception, and opioid use and addiction. She serves as the director of the Human Affect and Pain Neuroscience Lab which uses a combination of neuroimaging techniques, including functional magnetic resonance imaging of the brain and cervical spinal cord, as well as sensory, behavioral and psychological tests to study acute and chronic pain in humans.



[Dr. Andrea Nackley](#)

Contact: andrea.nackley@duke.edu

Dr. Nackley's lab focuses on chronic pain, which remains as one of our nation's most significant health care problems due to a limited understanding of the underlying genetic and environmental factors.

There are three main objectives of her lab's research in this area:

1. To determine the factors that put some people, but not others, at risk for maladaptive chronic pain conditions.
2. To elucidate the mechanism(s) whereby genetic, biological, and environmental factors drive chronic pain.
3. To improve pharmacologic management of pain.



[Dr. Jamie Privratsky](#)

Contact: jamie.privratsky@duke.edu

Dr. Privratsky's research interests involve investigating strategies to treat postoperative and critical illness acute kidney injury (AKI) and prevent its transition to chronic kidney disease. In pre-clinical studies, he investigates mechanisms of injury and repair in mouse models of AKI. He has a particular interest in the role of myeloid cells in acute kidney injury and recovery as well as mitochondrial function and cellular metabolism during AKI. He also participates in epidemiologic studies in humans to better understand mechanisms of post-surgical and critical illness AKI.



[Dr. Lisa Einhorn](#)

Contact: lisa.einhorn@duke.edu

Acute pain management in pediatrics is associated with numerous age-specific complexities, and unfortunately, many interventions that are easily accessible in adults remain out of reach for children due to lack of clinical knowledge and missing pharmacologic data. Thus, Dr. Einhorn is passionate about advancing the understanding of existing and novel analgesics to provide safe, effective and precision therapeutics for children in the perioperative period. Her work is largely focused on developing innovative approaches to address acute perioperative pain in children, reviewing opioid pharmacology and utilization, and improving functional outcomes after surgery through interventional clinical trials.



[Dr. Luis Ulloa](#)

Contact: luis.ulloa@duke.edu

As director of the Center for Perioperative Organ Protection, Dr. Ulloa's research focuses on physiologic, cellular and molecular mechanisms of neuromodulation of metabolism, immunity and organ function. Electrical stimulation of the specific neuronal networks, such as the vagus nerve, controls metabolic and inflammatory responses to infectious disorders such as sepsis. These physiologic neuronal networks have been shaped by evolution to control organ function and preserve physiologic homeostasis. These studies are paving the way for bioelectronic medicine, a new field to control organ function and physiologic homeostasis through specific nerve stimulation.



Those who have not worked with students, but would like to, are all listed on the [ASEP Faculty Mentors](#) website.